

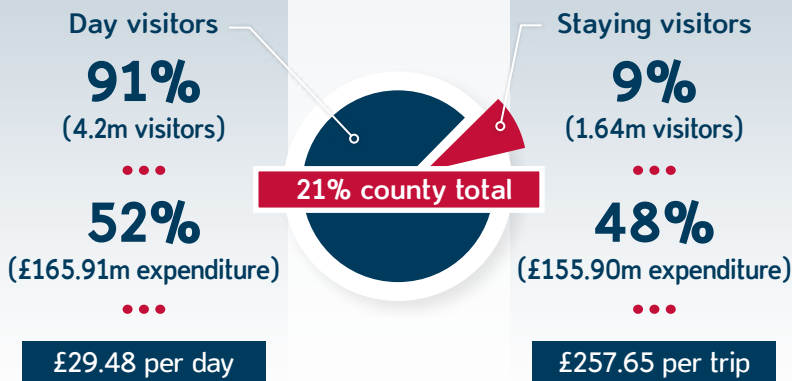
# Volume and Value of Tourism

Visit **County Durham**

## City of Durham




### Visitors



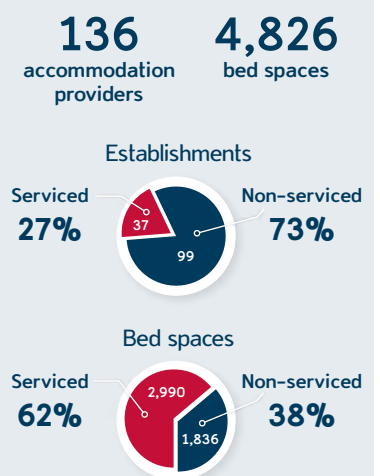
Total visitor days = 5.2m  
Total staying visitor nights = 1.06m

Average length of stay - 1.13 days  
Average length of staying visitor - 2.3 nights

### Visitor expenditure



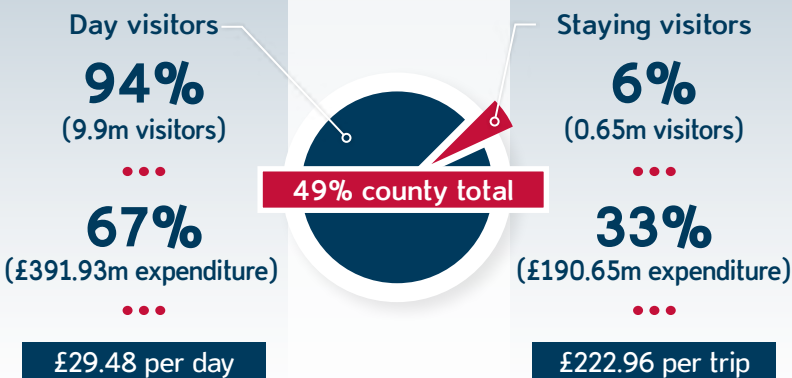
### Accommodation provision



## Vale of Durham



### Visitors



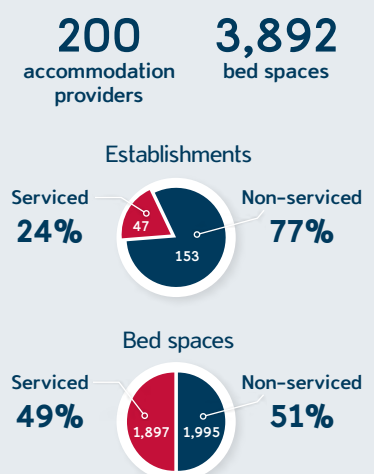
Total visitor days = 11.5m  
Total staying visitor nights = 1.63m

Average length of stay - 1.09 days  
Average length of staying visitor - 2.5 nights

### Visitor expenditure



### Accommodation provision

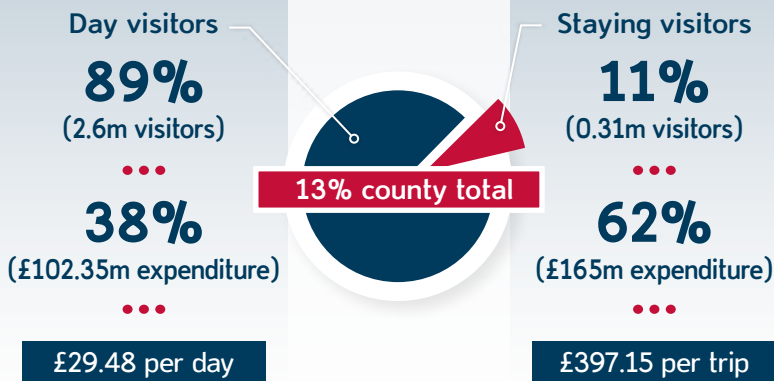




## Durham Dales



### Visitors

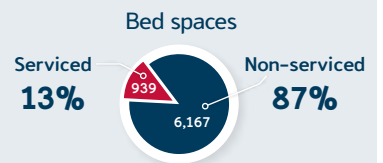
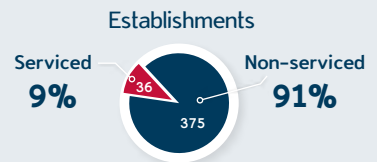


### Visitor expenditure



### Accommodation provision

**411** accommodation providers  
**7,106** bed spaces



Total visitor days = 3.8m

Total staying visitor nights = 1.25m

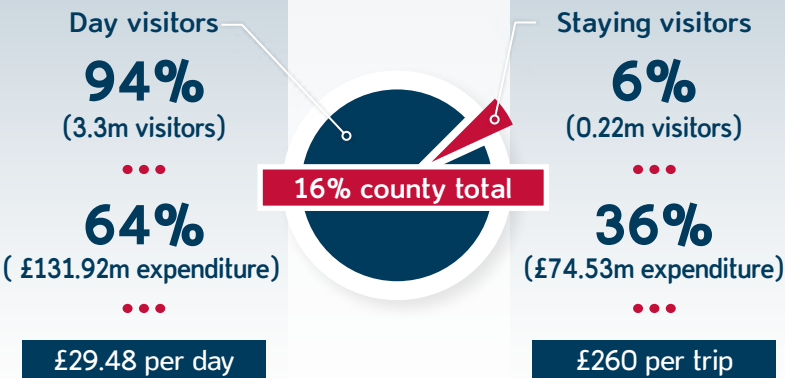
Average length of stay - 1.31 days

Average length of staying visitor - 4 nights

## Durham Coast



### Visitors

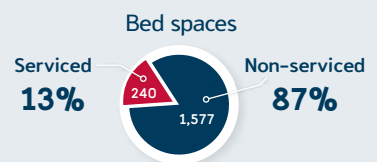
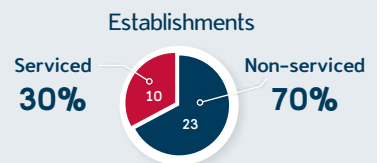


### Visitor expenditure



### Accommodation provision

**33** accommodation providers  
**1,817** bed spaces



Total visitor days = 4m

Total staying visitor nights = 0.66m

Average length of stay - 1.14 days

Average length of staying visitor - 3 nights