

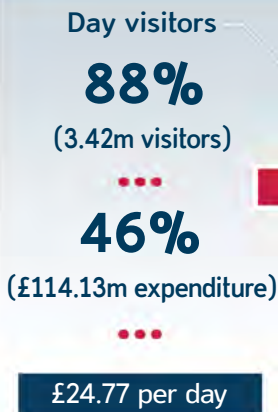
Volume and Value of Tourism

City of Durham



Total visitor days = **4.52m**
Total staying visitor nights = **1.10m**

Visitors



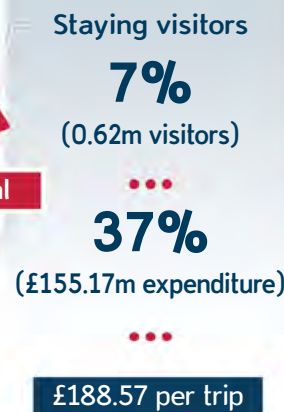
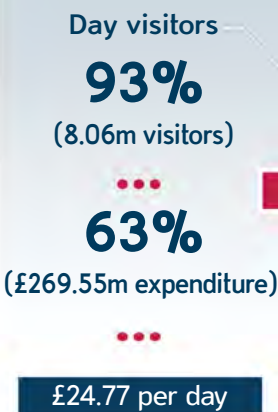
Average length of stay – 1.16 days
Average length of staying visitor – 2.39 nights

Vale of Durham



Total visitor days = **9.64m**
Total staying visitor nights = **1.57m**

Visitors



Average length of stay – 1.12 days
Average length of staying visitor – 1.57 nights

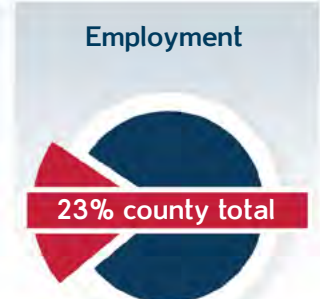
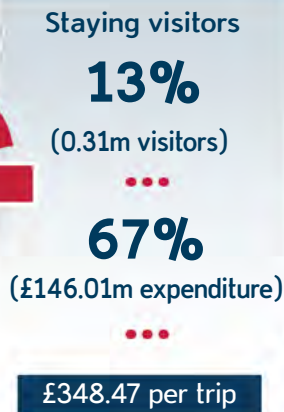
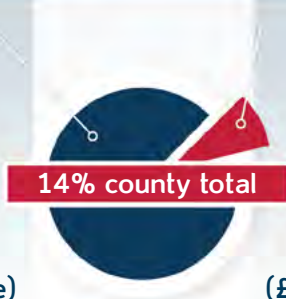
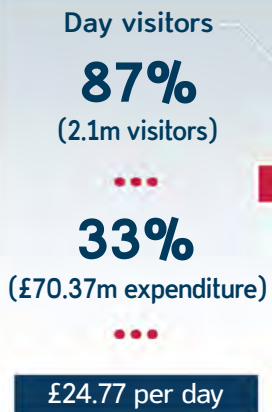


Durham Dales



Total visitor days = **3.38m**
Total staying visitor nights = **1.27m**

Visitors



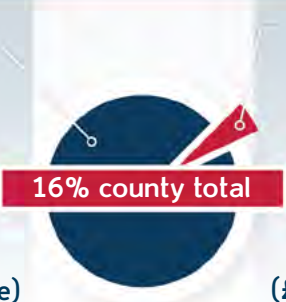
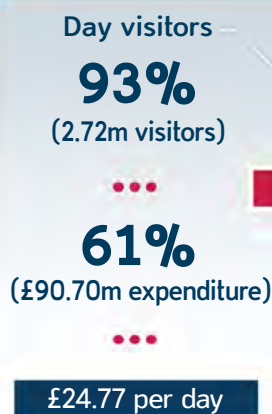
Average length of stay – 1.4 days
Average length of staying visitor – 4.1 nights

Durham Coast



Total visitor days = **3.32m**
Total staying visitor nights = **0.6m**

Visitors



Average length of stay – 1.13 days
Average length of staying visitor – 3 nights